



5110 Atlantic Ave. Raleigh, NC 27616
(855) 996-2100 | AmeriGlide.com

1. GENERAL INFORMATION

1.1 Customer Information

1.2 Project

Standard Features

36x54, extruded aluminum cabin 84", 2 LED ceiling lights, 800 lbs, 2 stops - 2 call stations - handrail - fixed ramp - car gate (Polycarbonate good gate) - upper landing polycarbonate gate - LULA Galvanized steel rails - safety underpan - supporting bracket.

Cabin:

42" Cab with Canopy (requires door at the bottom landing)
 Full Cab 84"

Configuration:

0 degree (inline)
 180 degree (straight through)

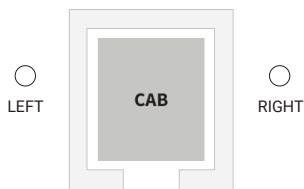
Polycarbonate Type:

Clear (standard)
 Tinted Polycarbonate

Dimension:

36 x 54

Rail Location



*When facing cab at bottom landing

Keyed Call Send Controls

Flush Call Post Surface Mount In Gate's Frame



Top Top Top Gate
 Bottom Bottom

Rail Supports:

Triangle Bracket

*Fix into the upper landing

Fascia Panel

Fascia panel is always required for 3-stops and 42" units.

inches

CHECK THE LOCATION OF YOUR LANDINGS

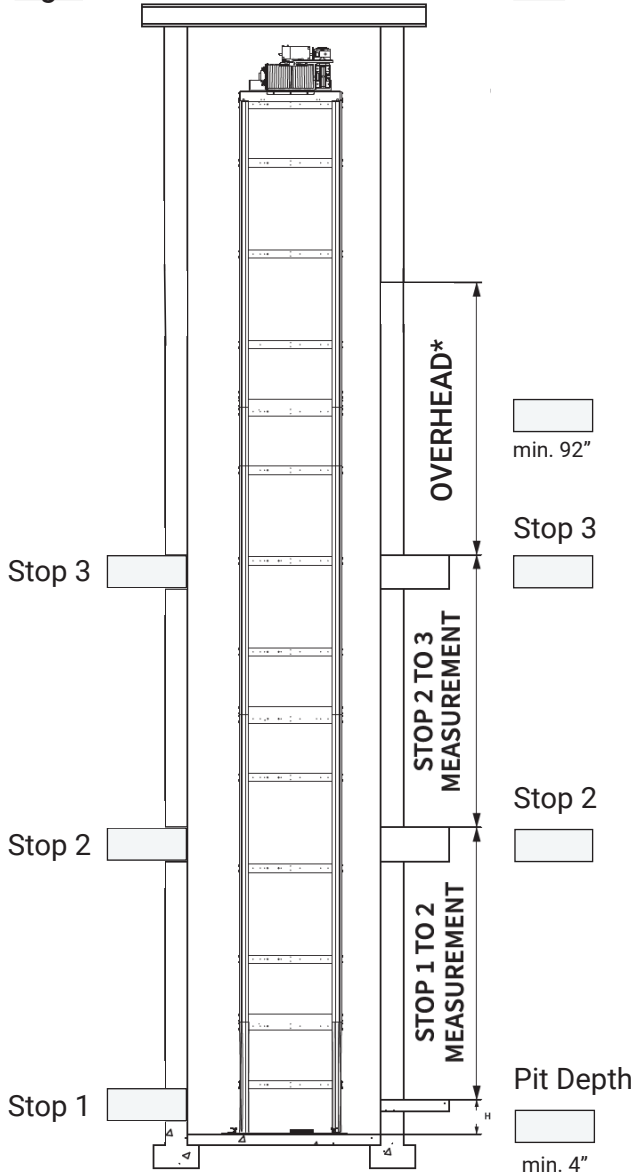
Level 1	<input type="checkbox"/>	<input type="checkbox"/>
Level 2	<input type="checkbox"/>	<input type="checkbox"/>
Level 3	<input type="checkbox"/>	<input type="checkbox"/>
	Right	Left

Installation Type

<input type="radio"/>	Fixed Ramp
<input type="radio"/>	Pit

Right



Left





FOR STOPS 1 - 3 BELOW:

Choose landing doors for each stop (optional). Sliding doors on the cabin and the upper landing gate are included with the standard kit.



Stop 1

<input type="radio"/>	Polycarbonate Door
<input type="radio"/>	Exterior Door
<input type="radio"/>	Right 
<input type="radio"/>	Left 

Stop 2

<input type="radio"/>	Polycarbonate Gate 42"
<input type="radio"/>	Polycarbonate Door
<input type="radio"/>	Exterior Door
<input type="radio"/>	Right 
<input type="radio"/>	Left 

Stop 3

<input type="radio"/>	Polycarbonate Gate 42"
<input type="radio"/>	Polycarbonate Door
<input type="radio"/>	Exterior Door
<input type="radio"/>	Right 
<input type="radio"/>	Left 

*OVERHEAD - the distance from the finished floor to the top of the hoistway on the top landing