



5110 Atlantic Ave. Raleigh, NC 27616
(855) 996-2100 | AmeriGlide.com

- Purchase Order
 Request for Quote

1. GENERAL INFORMATION

1.1 Dealer Information

Dealer Name
Date (MM/DD/YY)
Address
City
Province/State
Postal Code
Email

1.3 Project

Purchase Order#
Contact
Phone
Ship To
City
Province/State
Postal Code

1.2 Shipping Information

Contact
Phone
Address
City
Province/State
Postal Code/ZIP

1.4 Type of Delivery

Pick-up at Terminal Onsite Forklift
 Loading Dock Flatbed and Forklift
 Liftgate - Ground Delivery

2. PLATFORM CONFIGURATION



STANDARD INCLUSIONS

Each Nano VPL Kit includes the following:

Model:	NANO	Safety Features:	Obstruction sensor underpan limit switches emergency stop emergency lowering slip-resistant floor key lock controls brass safety nut
Dimension:	36W x 54"D x 42" H		
Lifting height:	64"		
Tower height:	92"		
Capacity:	800 lbs		
Speed:	12 fpm		
Color:	Atlas Gray (RAL 7047)	Installation kit:	conductors wiring quick connectors hardware shims touch up paint
Motor:	1 hp, 24VDC motor		
Power supply:	120v/ 20A (2 x 12v gel batteries)		

Safety Standards:

- ASME A18.1
- CSA B44.1 / ASME 17.5-elevator and escalator electrical equipment.
- ICC A117.1 accessible and usable buildings and facilities (section 410)
- Electrical number QAI: E10695

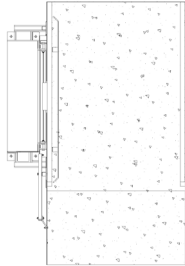
Shipping Details:

Dimensions - 1 Pallet: 98" x 48" x 30"
Weight: 910 lbs

2. PLATFORM CONFIGURATION CONTINUED

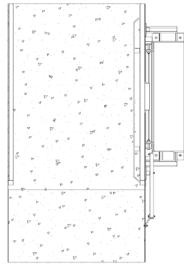
2.2 Cab Configuration (Check One)

Tower on LEFT



180°

Tower on RIGHT

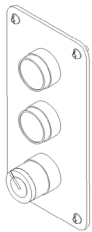


180°

3. PLATFORM CONFIGURATION

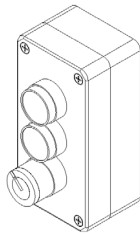
3.1 Call Station Options (Please select your configuration)

CALL STATIONS (FLUSH MOUNTED, SURFACE MOUNTED, CALL POST, TOP GATE FRAME MOUNTED)



FLUSH MOUNTED

BOTTOM TOP



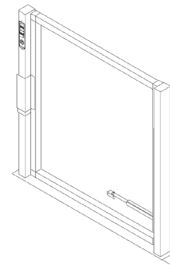
SURFACE MOUNTED

BOTTOM TOP



CALL POST

BOTTOM TOP



TOP GATE FRAME MOUNTED

TOP ONLY