

**Toe Guard Commercial Platform Lift
EVALUATION/ORDER FORM**



Date _____
 Sales Representative _____
 Name _____
 Address _____
 City _____ State _____ Zip _____
 Phone _____ Fax _____
 Email _____

Quote Order

Shipping Method:

Pick-up Common Carrier

Flatbed w/Forklift Yes No

Account Number _____

Projected Close Date _____

Purchase Order Number _____

Ship To Address _____

Contact _____

Phone _____

Application: Residential - Single Family Home

Commercial

Opportunity Reference / Project Name _____

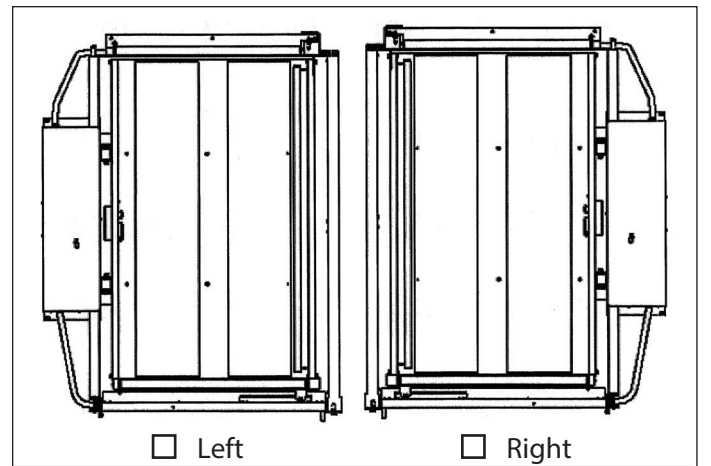
Standard Equipment

- Rated load: 750 lbs. (340 kg)
- Speed with rated load: 7-10 fpm (.04 ms)
- Maximum number of landings: 2
- Power supply: 115 VAC, 60 Hz, 20 amp
- Finish: oyster white powder coat
- ETL listed
- Drive system: Ballscrew
- Motor: 1/3 hp, 115 VAC, 60 Hz reversible
- Motor controller: Relay logic
- Brake: Electromechanical
- Platform controls: Constant pressure, low voltage controls; paddle switch
- Emergency stop
- Guard panel: 42" (1067 mm) high with grab rail
- Adjustable fascia panel
- Platform with non-skid surface: 36" x 60" clear usable space
- Upper landing gate with an electromechanical interlock
- Lower landing gate with an electromechanical interlock
- Platform gate with an electromechanical interlock
- Access ramp: fixed access ramp; not supplied with pit mount application
- Manual lowering device
- Safety devices: V-belt drive system with broken-belt monitor, ballscrew safety nut, final limit switches
- Adjustable fascia up to 27"

- TG400 (53" max)
- AC Power (Standard)
- Unit will be in 3" pit
- CPL030 DC Upgrade
- Fixed ramp

Exact Lifting Height _____ inches (measured from the floor or bottom of pit to the top landing)

Tower Orientation



Left

Right

Controls

- PL016 - Surface Mount Call-Send Control
Quantity _____
- CPL015 - Key Lock Upgrade for Control
Quantity _____
- CPL011 - E-Stop Alarm and Lighted button
- PL017 - Wireless Call/Send Controls -
(N/A in Gate Frame)

NOTE: Due to continually evolving product and installation codes and laws, all standard features and options may not be applicable. We strongly recommend that you consult with your local authority for specific product, product installation and product maintenance requirements.

Top Landing Gate/Door

- CPL008L - EMI Interlock For Door/Gates provided by others, Left-hand
- CPL008R - EMI Interlock For Door/Gates provided by others, Right-hand
- CPL008WR - Wiring only for interlock by others (top landing only)

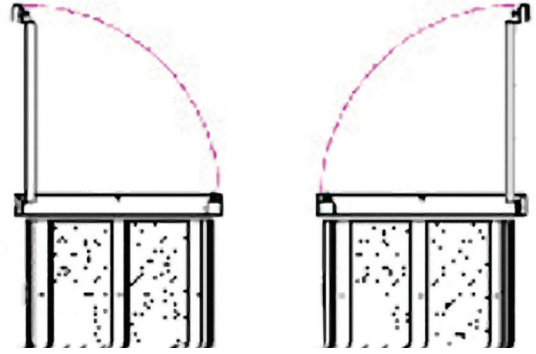
Optional Equipment

- CPL022 - Pit Switch
- CPL026 - Foat Level Switch
- CPL078 - Auto Opener for Top Landing or Platform Gate QTY _____
- CPL079 - Auto Opener for Full Door QTY _____
- VPL175* - Premium Finish-base unit (1st 4')
- VPL175-G* - Premium Finish-Gate
- VPL177* - Premium Finish-cost per foot Qty _____ (Over 4')
- VPL160* - Custom Color RAL Color # _____

(www.ralcolor.com)

*Additional lead time required.

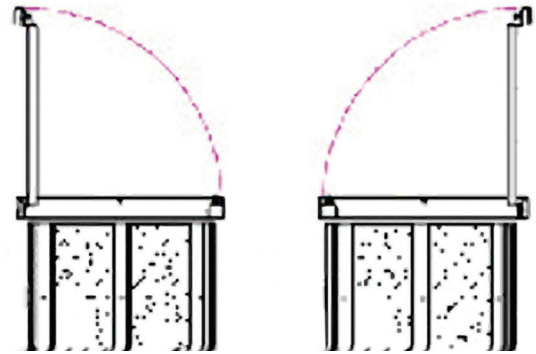
Top Landing Gate/Door Swing



Left Hand

Right

Bottom Landing Gate/Door Swing



Left Hand

Right Hand

Drawings

DRAWING FOR APPROVAL

An application-specific drawing is requested and **production will be scheduled after return of signed approval drawing.**

Upcharge if lift is not ordered within 90 days of drawing submission.

DRAWING FOR PRESENTATION

An application-specific drawing is requested and **order will be scheduled immediately for production.**

**Please note that the units are shipped laying down. These units will require a loading dock or arrangements can be made to pick up at the terminal.*

NOTES

ADDITIONAL INFORMATION

The product you are about to order will be carefully inspected at the factory to assure every component is correct and undamaged. It ships F.O.B. Missouri, meaning it becomes the property of the receiver upon leaving our factory. Therefore it is incumbent on you, the receiver, to carefully inspect the package to assure it has been delivered in good order and is undamaged.

Prior to signing for the shipment, inspect the package carefully.

VISIBLE DAMAGE: You must note any visible damage on the freight bill. If product damage is obvious, we recommend a further immediate inspection to see what other damage may be concealed, and this also must be written on the freight bill.

CONCEALED DAMAGE: If no damage was immediately evident, but is found later (within 48 hours), stop what you are doing and call the freight company immediately to report concealed damage.

Pictures of the damage are great support in any freight claim and are strongly recommended. Failure to take these steps may preclude your ability to be reimbursed for any damage in transit. We have personnel available to assist with this process Monday – Friday, 7:30 am – 5:00 pm CST by calling 800-922-3659.

On all VPL orders, AmeriGlide will only warranty and support the Honeywell EMI part no. CDILBS1W or CDIRBS1W.

Thank you for your business



I have read and understand the above:

Date: _____

Print Name: _____

Sign Name: _____

AmeriGlide Vertical Platform Lifts are designed to meet ASME A18.1 Performance Safety Standards when properly equipped. While AmeriGlide Vertical Platform Lifts meet national standards, it is imperative to check State and Local code requirements before installing to ensure compliance. All State and Local compliance is the responsibility of the purchaser. Some states may require fees for site preparation and permits. AmeriGlide Vertical Platform Lifts should only be installed by a certified, professional AmeriGlide installer. If the Vertical Platform Lift is installed by any other means, the purchaser and installer assume responsibility for issues that may arise involving improper installation.